



Dianna Spieker
Tom Green County Treasurer

FY 2022 Monthly Report
January 2022

THE STATE OF TEXAS ()
COUNTY OF TOM GREEN ()
AFFIDAVIT ()

Pursuant to LGC 114.026 I, Dianna M Spieker, Tom Green County Treasurer do hereby submit The Treasurers' Monthly Report. This report includes, but not limited to, money received and disbursed; debts due to (if known) and owed by the county; and all other proceedings in the treasurer's office that pertain to the Financial Standing of Tom Green County. The Treasurer's Books and the Auditor's General Ledger agree. The Bank Statements have been reconciled; any adjustments have been noted including any amount that has been identified as irreconcilable. Irreconcilable differences will be noted and carried in transit until such time as they have been identified and reconciled on the individual bank statements.


Pursuant to Pursuant to GC 2256.023 Internal Management Reports will be reported on a Quarterly Basis in FY22. In prior fiscal years I included said information in this monthly report.

As a matter of internal accounting procedure, any interest earned that is posted by financial institutions to our accounts on the last business day of the month is not included in the combined statement of receipts and disbursements until the following month. Credit Card and E-filing funds are deposited to Clearing Accounts and reconciled monthly. Any funds not previously booked will be credited the following month. These amounts are disclosed in this report .

The total amount of deposits in custody as of the date of this report is the amount of deposits per the combined statement of receipts and disbursements are listed on page 2.

Therefore, Dianna Spieker, County Treasurer of Tom Green County, Texas, who being fully sworn, upon oath says that the within and foregoing report is true and correct to the best of her knowledge.


Filed with accompanying vouchers this, the **1st day of March, 2022.**


Dianna Spieker, Treasurer, Tom Green County / Date


Commissioners' Court having reviewed the Treasurer's Report, on this date, as presented, having taken reasonable steps to ensure its accuracy and based upon presentations of the Treasurer's Office approve the report, subject to the county auditor's review and request that it be filed with the official minutes of this meeting. {LGC 114.026(c)}


In addition, the below signatures affirm that the Treasurers' Report complies with statutes as referenced. {LGC 114.026(d)}


The affidavit must state the amount of the cash and other assets that are in the custody of the county treasurer at the time of the examination. {LGC 114.026(d)} **\$ 67,562,910.37** Month Ending Balance


County Judge Stephen C. Floyd


Commissioner Ralph Hoelscher- Pct. #1


Commissioner Sammy Farmer- Pct. #2


Commissioner Rick Bacon - Pct. #3


Commissioner Bill Ford - Pct. #4

Treasurer's Monthly Report

Prepared by Dianna Spieker, Tom Green County Treasurer

Section 1 – Fund Balances

Summary of Funds	Page <u>1</u>
Trial Balance for Cash Per Fund	Page <u>5</u>
Trial Balance for Investments Per Fund	Page <u>21</u>

Section 2 - Cash Flow

Interest	Page <u>22</u>
Bank Service Charge	Page <u>24</u>
Credit Card and Efile Accounts	Page <u>25</u>

Section 3 - Debt

Bond Indebtedness	Page <u>26</u>
-------------------	----------------

Section 4 - Collateral

Wells Fargo Bank Collateral Funds the Bank has pledged on behalf of Tom Green County, per the Bank Depository Bid.	Page <u>29</u>
---	----------------

Summary of Funds

Detailed by Type Monies Held by Treasurer Spieker

January 2022 Ending Balance

<u>Bank</u>							<u>Texpool</u>
<u>Account</u>	<u>#</u>	<u>FUND</u>	<u>TOTAL</u>	<u>Wells Fargo</u>	<u>Texas Class</u>	<u>CD's</u>	<u>TexpoolPrime</u>
OPER	001	GENERAL	39,932,873.89	7,143,870.40	18,345,303.12	3,934,896.03	10,508,804.34
OPER	005	R&B #1&3	598,402.50	598,402.50			
OPER	006	R&B #2&4	398,461.81	398,461.81			
CAFÉ	009	CAFÉ TRUST	41,821.84	41,821.84			
OPER	010	CO. LAW LIBR.	119,324.70	119,324.70			
ZP	011	ZP-CAFÉ	2,500.00	2,500.00			
OPER	012	JCTF	25,684.67	25,684.67			
OPER	013	DC TECH	67,884.78	67,884.78			
OPER	015	LIBR DONATE	386,739.91	386,739.91			
OPER	016	RECORDS MGT-DC	12,554.92	12,554.92			
OPER	018	CRTHSE SEC	19,247.37	19,247.37			
OPER	019	CC/RM	48,938.41	48,938.41			
OPER	021	CIP DONATE	15,560.54	15,560.54			
OPER	022	BATES	81,952.88	81,952.88			
OPER	023	DIST/COUNTY TECH	14,943.32	14,943.32			
OPER	024	SPEC COURT	15,294.52	15,294.52			
OPER	026	SPEC REV TRIALS	750,000.00	750,000.00			
GRANT	027	TCDP	5.00	5.00			
OPER	028	TRU/Pre Diversion	80,456.16	80,456.16			
OPER	030	CC PRESERV	305,998.72	305,998.72			
OPER	031	CC	13,833.58	13,833.58			
OPER	032	CC ARCHIVE	269,379.04	269,379.04			
OPER	035	Child Abuse	67.76	67.76			
OPER	036	Third Crt of Appeals	808.62	808.62			
OPER	037	Justice Security	129,461.16	129,461.16			
OPER	038	WASTEWATER	650.00	650.00			
OPER	041	CA-Pretrial	45,624.88	45,624.88			
OPER	043	DA-Pretrial	80,103.41	80,103.41			
OPER	044	CRTRPTSV	0.00	0.00			
OPER	045	CO ATTY	4,098.03	4,098.03			
OPER	047	JURY DONATE	1,296.00	1,296.00			
OPER	048	ELECT CNTRCT	150,054.49	150,054.49			

Detailed by Type Monies Held by Treasurer Spieker

January 2022 Ending Balance

<u>Bank</u>							<u>Texpool</u>
<u>Account</u>	<u>#</u>	<u>FUND</u>	<u>TOTAL</u>	<u>Wells Fargo</u>	<u>Texas Class</u>	<u>CD's</u>	<u>TexpoolPrime</u>
OPER	050	51ST D.A. ST	3,056.22	3,056.22			
OPER	051	LATERAL RDS	39,848.73	39,848.73			
FORT	052	51ST D.A.	714,679.53	714,679.53			
OPER	053	51ST DA OUTER CNTY	8,368.89	8,368.89			
LPPF	054	LPPF	5,583,670.90	5,583,670.90			
OPER	055	119TH DA ST	5,638.25	5,638.25			
OPER	056	STATE FEES-CIVIL	23,791.46	23,791.46			
FORT	058	119TH DA SPEC	32,578.37	32,578.37			
OPER	059	119TH DA OUTER CNTY	(15,087.92)	(15,087.92)			
CSCD	061	BIPP	4,109.15	4,109.15			
CSCD	062	AIC/CHAP PROGRAM	(31,326.62)	(31,326.62)			
CSCD	063	TAIP/CSC GRNT	61,137.90	61,137.90			
CSCD	064	D.T.P.	19,174.40	19,174.40			
CSCD	065	CSCD	1,333,081.62	1,333,081.62			
CSCD	066	CRTC	661,201.14	661,201.14			
CSCD	069	SUB. ABUSE	39,370.30	39,370.30			
OPER	071	ST & MPL FEES	22,001.75	22,001.75			
OPER	072	CCC	72,886.20	72,886.20			
OPER	073	GRAFFITI	637.19	637.19			
OPER	077	Unclaimed Property	27,854.74	27,854.74			
OPER	078	Bail Bond Board	707,531.01	25,500.00	222,031.01	460,000.00	
BOND	080	2018 IS	0.00	0.00			
BOND	081	2017 IS	0.00	0.00			
OPER	082	JUDICIAL-Dist/JP	39,878.97	39,878.97			
OPER	085	JUSTCT JP4 EQUIP	(1,055.65)	(1,055.65)			
OPER	088	09 TAN Construction	0.00	0.00			
BOND	089	2015 IS	767,273.98	767,273.98			
PAYL	095	PAYROLL	4,581.57	4,581.57			
OPER	097	LEOSE/Sheriff	28,478.70	28,478.70			
OPER	098	CRSFF	1,182.80	1,182.80			
OPER	100	CA LEOSE	557.02	557.02			
OPER	101	17 Construction	0.00	0.00			

2

Detailed by Type Monies Held by Treasurer Spieker

January 2022 Ending Balance

<u>Bank</u>							<u>Texpool</u>
<u>Account</u>	<u>#</u>	<u>FUND</u>	<u>TOTAL</u>	<u>Wells Fargo</u>	<u>Texas Class</u>	<u>CD's</u>	<u>TexpoolPrime</u>
OPER	102	Const 1 LEOSE	3,449.58	3,449.58			
OPER	103	Const 2 LEOSE	8,392.64	8,392.64			
OPER	104	Const 3 LEOSE	3,621.67	3,621.67			
OPER	105	Const 4 LEOSE	1,800.13	1,800.13			
OPER	106	CRTRANS	0.00	0.00			
CSCD	109	TCOMI	29,863.41	29,863.41			
OPER	110	JDPF	43,342.38	43,342.38			
OPER	111	CJ EXCESS	21,738.60	21,738.60			
OPER	112	JUV Restitution	0.00	0.00			
OPER	114	Child Safety	38,609.77	38,609.77			
CSCD	116	CRTC-Female	919,137.27	919,137.27			
OPER	117	JUV Unclaimed Rest	5,083.98	5,083.98			
OPER	120	2018 Construction	651,834.50	256,925.54	394,908.96		
PAYL	125	PAYL-Benefit	791.48	791.48			
CSCD	150	CCP	11,030.27	11,030.27			
CSCD	155	CCP	25,872.40	25,872.40			
CSCD	156	CCP	13,806.49	13,806.49			
CSCD	157	Pretrail Diversion	51,742.71	51,742.71			
FORT	401	Sheriff	196,047.67	196,047.67			
JUV	503	Com Cor/Reg	111,904.31	111,904.31			
JUV	504	IV-E Prog Reg	147,819.59	147,819.59			
JUV	508	PSJPO/REG/123	14,115.03	14,115.03			
JUV	509	PY INT/Reg	12,060.95	12,060.95			
JUV	517	IV-E Prog Int Coke	9,945.17	9,945.17			
JUV	540	Grant "R" TGC	0.00	0.00			
JUV	541	Diversion TGC	0.00	0.00			
JUV	560	Basic Probation	22,643.17	22,643.17			
JUV	561	Community Programs	8,721.58	8,721.58			
JUV	562	Prepost SDJ	(19,234.53)	(19,234.53)			
JUV	563	Prepost SDJ	2,660.00	2,660.00			
JUV	564	Services Regional	1,168.00	1,168.00			
JUV	570	Grant A Basic	14,817.10	14,817.10			

Detailed by Type Monies Held by Treasurer Spieker

January 2022 Ending Balance

<u>Bank</u>							<u>Texpool</u>
<u>Account</u>	<u>#</u>	<u>FUND</u>	<u>TOTAL</u>	<u>Wells Fargo</u>	<u>Texas Class</u>	<u>CD's</u>	<u>TexpoolPrime</u>
JUV	571	Grant A CP	27,849.29	27,849.29			
JUV	572	Grant A PPA	171,515.15	171,515.15			
JUV	573	Grant A CD	(2,006.88)	(2,006.88)			
JUV	574	Grant A MH	14,016.61	14,016.61			
JUV	582	TYC	41,581.55	41,581.55			
JUV	583	IV-E Program	1,216,742.47	1,216,742.47			
JUV	595	GRANT M	3,318.63	3,318.63			
JUV	596	GRANT S	19,150.10	19,150.10			
JUV	597	IV-E Prog Int TGC	60,698.07	60,698.07			
JUV	599	PY INTEREST	7,314.41	7,314.41			
OPER	600	Mandated	(6,050.12)	(6,050.12)			
OPER	613	DA Grants	(12,199.17)	(12,199.17)			
OPER	622	CV PUB DEF	(50,555.27)	(50,555.27)			
OPER	625	CA Grants	(8,085.70)	(8,085.70)			
OPER	665	Adult PROB Grants	0.00	0.00			
OPER	654	Sheriff Grants	(2,934.33)	(2,934.33)			
OPER	699	Misc Block Grants	9,960,646.73	382,096.61	6,578,114.65		3,000,435.47
		TOTAL	\$67,562,910.37	\$ 24,118,416.79	\$25,540,357.74	\$4,394,896.03	\$13,509,239.81

0.00 Verify Balance Versus GL
 Net Zero **\$ 67,562,910.37**

- OPER** Operating Bank Account **11010** \$ 24,118,416.79
- BOND** Debt Bank Account **115**** \$ 43,444,493.58
- CAFÉ'** Cafeteria 125 IRS Trust
- LPPF** Local Provider Participation Fund
- ZP CAFÉ'** Zesch Pickett Cafeteria
- FORT** Fortfeiture
- JUV** Juvenile State Funds
- CSCD** Adult State Funds
- PAYL** Payroll
- GRANT** Grant Funds
- WIRE** Wire Clearing Account

4

Trial Balance

Cash	11010
Securities	11512
Certificates of Deposits	11513
Texas Class	11515
Texpool	11517
Texpool Prime	11518

TOM GREEN COUNTY



ACCOUNT SUMMARY TRIAL BALANCE FOR FY22/JAN TO JAN

FUND 0001

ACCOUNT ACCOUNT NAME	BEG. BALANCE	ORG	DEBITS	CREDITS	NET CHANGE	END BALANCE
0001 11010		0001				
CASH	4,876,968.35		20,801,831.48	18,534,929.43	2,266,902.05	7,143,870.40
TOTALS FOR FUND 0001						
GENERAL FUND	4,876,968.35		20,801,831.48	18,534,929.43	2,266,902.05	7,143,870.40
0005 ROAD & BRIDGE PRECINCT 1 & 3						
0005 11010		0005				
CASH	434,939.87		204,166.83	40,704.20	163,462.63	598,402.50
TOTALS FOR FUND 0005						
ROAD & BRIDGE PRECINCT 1 & 3	434,939.87		204,166.83	40,704.20	163,462.63	598,402.50
0006 ROAD & BRIDGE PRECINCT 2 & 4						
0006 11010		0006				
CASH	248,064.73		175,762.82	25,365.74	150,397.08	398,461.81
TOTALS FOR FUND 0006						
ROAD & BRIDGE PRECINCT 2 & 4	248,064.73		175,762.82	25,365.74	150,397.08	398,461.81
0009 CAFETERIA PLAN TRUST						
0009 11010		0009				
CASH	38,833.65		5,151.20	2,163.01	2,988.19	41,821.84
TOTALS FOR FUND 0009						
CAFETERIA PLAN TRUST	38,833.65		5,151.20	2,163.01	2,988.19	41,821.84
0010 COUNTY LAW LIBRARY						
0010 11010		0010				
CASH	123,126.84		1,278.04	5,080.18	-3,802.14	119,324.70
TOTALS FOR FUND 0010						
COUNTY LAW LIBRARY	123,126.84		1,278.04	5,080.18	-3,802.14	119,324.70
0011 CAFETERIA/ZP						
0011 11010		0011				
CASH	2,500.00		2,163.01	2,163.01	.00	2,500.00
TOTALS FOR FUND 0011						
CAFETERIA/ZP	2,500.00		2,163.01	2,163.01	.00	2,500.00
0012 JUSTICE COURT TECHNOLOGY						
0012 11010		0012				
CASH	25,387.71		296.96	.00	296.96	25,684.67
TOTALS FOR FUND 0012						
JUSTICE COURT TECHNOLOGY	25,387.71		296.96	.00	296.96	25,684.67
0013 DISTRICT CLERK TECHNOLOGY FUND						
0013 11010		0013				
CASH	67,512.77		372.01	.00	372.01	67,884.78

5

ACCOUNT SUMMARY TRIAL BALANCE FOR FY22/JAN TO JAN

FUND 0015

ACCOUNT ACCOUNT NAME	BEG. BALANCE	ORG	DEBITS	CREDITS	NET CHANGE	END BALANCE
TOTALS FOR FUND 0013						
DISTRICT CLERK TECHNOLOGY FUND	67,512.77		372.01	.00	372.01	67,884.78
0015 LIBRARY DONATIONS						
0015 11010		0015				
CASH	366,592.38		20,635.47	487.94	20,147.53	386,739.91
TOTALS FOR FUND 0015						
LIBRARY DONATIONS	366,592.38		20,635.47	487.94	20,147.53	386,739.91
0016 COUNTY RECORDS MGMT FUND						
0016 11010		0016				
CASH	12,356.24		198.68	.00	198.68	12,554.92
TOTALS FOR FUND 0016						
COUNTY RECORDS MGMT FUND	12,356.24		198.68	.00	198.68	12,554.92
0018 COURTHOUSE SECURITY						
0018 11010		0018				
CASH	15,598.83		4,090.43	441.89	3,648.54	19,247.37
TOTALS FOR FUND 0018						
COURTHOUSE SECURITY	15,598.83		4,090.43	441.89	3,648.54	19,247.37
0019 COUNTY RECORDS MANAGEMENT						
0019 11010		0019				
CASH	49,096.93		4,971.82	5,130.34	-158.52	48,938.41
TOTALS FOR FUND 0019						
COUNTY RECORDS MANAGEMENT	49,096.93		4,971.82	5,130.34	-158.52	48,938.41
0021 CRISIS INTERVENTION DONATIONS						
0021 11010		0021				
CASH	15,353.67		206.87	.00	206.87	15,560.54
TOTALS FOR FUND 0021						
CRISIS INTERVENTION DONATIONS	15,353.67		206.87	.00	206.87	15,560.54
0022 LIBRARY BATES FUND						
0022 11010		0022				
CASH	81,916.01		36.87	.00	36.87	81,952.88
TOTALS FOR FUND 0022						
LIBRARY BATES FUND	81,916.01		36.87	.00	36.87	81,952.88
0023 DISTRICT/COUNTY CRT TECH FUND						
0023 11010		0023				
CASH	14,146.45		796.87	.00	796.87	14,943.32

6

ACCOUNT SUMMARY TRIAL BALANCE FOR FY22/JAN TO JAN

FUND 0024

ACCOUNT ACCOUNT NAME	BEG. BALANCE	ORG	DEBITS	CREDITS	NET CHANGE	END BALANCE
TOTALS FOR FUND 0023						
DISTRICT/COUNTY CRT TECH FUND	14,146.45		796.87	.00	796.87	14,943.32
0024 SPECIALTY COURT						
0024 11010		0024				
CASH	11,976.29		3,323.62	5.39	3,318.23	15,294.52
TOTALS FOR FUND 0024						
SPECIALTY COURT	11,976.29		3,323.62	5.39	3,318.23	15,294.52
0026 SPECIAL VENUE TRIALS RESERVE						
0026 11010		0026				
CASH	750,000.00		337.57	337.57	.00	750,000.00
TOTALS FOR FUND 0026						
SPECIAL VENUE TRIALS RESERVE	750,000.00		337.57	337.57	.00	750,000.00
0027 TX COMMUNITY DEV BLOCK GRANT						
0027 11010		0027				
CASH	5.00		.00	.00	.00	5.00
TOTALS FOR FUND 0027						
TX COMMUNITY DEV BLOCK GRANT	5.00		.00	.00	.00	5.00
0028 TRUANCY PREVENTION & DIVERSION						
0028 11010		0028				
CASH	80,316.16		174.42	34.42	140.00	80,456.16
TOTALS FOR FUND 0028						
TRUANCY PREVENTION & DIVERSION	80,316.16		174.42	34.42	140.00	80,456.16
0030 CNTY CLERK PRESERV & ARCHIVE						
0030 11010		0030				
CASH	293,286.71		19,942.99	7,230.98	12,712.01	305,998.72
TOTALS FOR FUND 0030						
CNTY CLERK PRESERV & ARCHIVE	293,286.71		19,942.99	7,230.98	12,712.01	305,998.72
0031 GUARDIANSHIP FUND						
0031 11010		0031				
CASH	13,582.96		250.62	.00	250.62	13,833.58
TOTALS FOR FUND 0031						
GUARDIANSHIP FUND	13,582.96		250.62	.00	250.62	13,833.58
0032 CNTY CLERK ARCHIVE						
0032 11010		0032				
CASH	259,288.51		18,012.39	7,921.86	10,090.53	269,379.04

7

ACCOUNT SUMMARY TRIAL BALANCE FOR FY22/JAN TO JAN

FUND 0035

ACCOUNT ACCOUNT NAME	BEG. BALANCE	ORG	DEBITS	CREDITS	NET CHANGE	END BALANCE
TOTALS FOR FUND 0032						
CNTY CLERK ARCHIVE	259,288.51		18,012.39	7,921.86	10,090.53	269,379.04
0035 CHILD ABUSE PREVENTION						
0035 11010		0035				
CASH	57.06		10.70	.00	10.70	67.76
TOTALS FOR FUND 0035						
CHILD ABUSE PREVENTION	57.06		10.70	.00	10.70	67.76
0036 THIRD COURT OF APPEALS						
0036 11010		0036				
CASH	634.06		175.10	.54	174.56	808.62
TOTALS FOR FUND 0036						
THIRD COURT OF APPEALS	634.06		175.10	.54	174.56	808.62
0037 JUSTICE COURT SECURITY						
0037 11010		0037				
CASH	129,335.26		125.90	.00	125.90	129,461.16
TOTALS FOR FUND 0037						
JUSTICE COURT SECURITY	129,335.26		125.90	.00	125.90	129,461.16
0038 WASTEWATER TREATMENT						
0038 11010		0038				
CASH	340.00		310.35	.35	310.00	650.00
TOTALS FOR FUND 0038						
WASTEWATER TREATMENT	340.00		310.35	.35	310.00	650.00
0041 CA PRETRIAL DIVERSION FUND						
0041 11010		0041				
CASH	39,746.40		7,517.34	1,638.86	5,878.48	45,624.88
TOTALS FOR FUND 0041						
CA PRETRIAL DIVERSION FUND	39,746.40		7,517.34	1,638.86	5,878.48	45,624.88
0043 DA PRETRIAL DIVERSION FUND						
0043 11010		0043				
CASH	81,010.87		1,285.89	2,193.35	-907.46	80,103.41
TOTALS FOR FUND 0043						
DA PRETRIAL DIVERSION FUND	81,010.87		1,285.89	2,193.35	-907.46	80,103.41
0045 COUNTY ATTY FEE						
0045 11010		0045				
CASH	4,214.88		197.07	313.92	-116.85	4,098.03

ACCOUNT SUMMARY TRIAL BALANCE FOR FY22/JAN TO JAN

FUND 0047

ACCOUNT ACCOUNT NAME	BEG. BALANCE	ORG	DEBITS	CREDITS	NET CHANGE	END BALANCE
TOTALS FOR FUND 0045						
COUNTY ATTY FEE	4,214.88		197.07	313.92	-116.85	4,098.03
0047 JUROR DONATIONS						
0047 11010		0047				
CASH	1,296.00		.58	.58	.00	1,296.00
TOTALS FOR FUND 0047						
JUROR DONATIONS	1,296.00		.58	.58	.00	1,296.00
0048 ELECTION CONTRACT SERVICES						
0048 11010		0048				
CASH	149,993.92		60.57	.00	60.57	150,054.49
TOTALS FOR FUND 0048						
ELECTION CONTRACT SERVICES	149,993.92		60.57	.00	60.57	150,054.49
0050 51ST DISTRICT ATTY FEE						
0050 11010		0050				
CASH	2,575.45		480.77	.00	480.77	3,056.22
TOTALS FOR FUND 0050						
51ST DISTRICT ATTY FEE	2,575.45		480.77	.00	480.77	3,056.22
0051 LATERAL ROAD						
0051 11010		0051				
CASH	39,832.88		15.85	.00	15.85	39,848.73
TOTALS FOR FUND 0051						
LATERAL ROAD	39,832.88		15.85	.00	15.85	39,848.73
0052 51ST DISTRICT ATTY FORFEITURE						
0052 11010		0052				
CASH	708,305.03		8,733.05	2,358.55	6,374.50	714,679.53
TOTALS FOR FUND 0052						
51ST DISTRICT ATTY FORFEITURE	708,305.03		8,733.05	2,358.55	6,374.50	714,679.53
0053 51ST DA OUTERCOUNTY						
0053 11010		0053				
CASH	9,368.22		1.57	1,000.90	-999.33	8,368.89
TOTALS FOR FUND 0053						
51ST DA OUTERCOUNTY	9,368.22		1.57	1,000.90	-999.33	8,368.89
0054 LOCAL PROVIDER PARTICIPATION						
0054 11010		0054				
CASH	5,882,170.08		1,260.62	299,759.80	-298,499.18	5,583,670.90

9

TOM GREEN COUNTY



ACCOUNT SUMMARY TRIAL BALANCE FOR FY22/JAN TO JAN

FUND 0055

ACCOUNT NAME	BEG. BALANCE	ORG	DEBITS	CREDITS	NET CHANGE	END BALANCE
TOTALS FOR FUND 0054						
LOCAL PROVIDER PARTICIPATION	5,882,170.08		1,260.62	299,759.80	-298,499.18	5,583,670.90
0055 119TH DISTRICT ATTY FEE						
0055 11010 CASH	5,635.72	0055	2.53	.00	2.53	5,638.25
TOTALS FOR FUND 0055						
119TH DISTRICT ATTY FEE	5,635.72		2.53	.00	2.53	5,638.25
0056 CIVIL STATE FEES						
0056 11010 CASH	107,591.93	0056	23,366.79	107,167.26	-83,800.47	23,791.46
TOTALS FOR FUND 0056						
CIVIL STATE FEES	107,591.93		23,366.79	107,167.26	-83,800.47	23,791.46
0058 119TH DISTRICT ATTY FORFEITURE						
0058 11010 CASH	27,722.95	0058	5,737.65	882.23	4,855.42	32,578.37
TOTALS FOR FUND 0058						
119TH DISTRICT ATTY FORFEITURE	27,722.95		5,737.65	882.23	4,855.42	32,578.37
0059 119TH DA OUTERCOUNTY						
0059 11010 CASH	-11,210.18	0059	.00	3,877.74	-3,877.74	-15,087.92
TOTALS FOR FUND 0059						
119TH DA OUTERCOUNTY	-11,210.18		.00	3,877.74	-3,877.74	-15,087.92
0061 BATTERING INTER & PREV PRGM						
0061 11010 CASH	6,908.40	0061	604.17	3,403.42	-2,799.25	4,109.15
TOTALS FOR FUND 0061						
BATTERING INTER & PREV PRGM	6,908.40		604.17	3,403.42	-2,799.25	4,109.15
0062 AIC/ACC ADDITIONAL FUNDING						
0062 11010 CASH	-110,442.85	0062	112,886.81	33,770.58	79,116.23	-31,326.62
TOTALS FOR FUND 0062						
AIC/ACC ADDITIONAL FUNDING	-110,442.85		112,886.81	33,770.58	79,116.23	-31,326.62
0063 CONCHO VALLEY TAIP						
0063 11010 CASH	70,805.62	0063	1,871.14	11,538.86	-9,667.72	61,137.90

10

ACCOUNT SUMMARY TRIAL BALANCE FOR FY22/JAN TO JAN

FUND 0064

ACCOUNT NAME	BEG. BALANCE	ORG	DEBITS	CREDITS	NET CHANGE	END BALANCE
TOTALS FOR FUND 0063						
CONCHO VALLEY TAIP	70,805.62		1,871.14	11,538.86	-9,667.72	61,137.90
0064 CONCHO VALLEY DRUG COURT						
0064 11010		0064				
CASH	26,365.51		708.57	7,899.68	-7,191.11	19,174.40
TOTALS FOR FUND 0064						
CONCHO VALLEY DRUG COURT	26,365.51		708.57	7,899.68	-7,191.11	19,174.40
0065 CSCD BASIC SUPERVISION						
0065 11010		0065				
CASH	1,340,995.96		130,731.77	138,646.11	-7,914.34	1,333,081.62
TOTALS FOR FUND 0065						
CSCD BASIC SUPERVISION	1,340,995.96		130,731.77	138,646.11	-7,914.34	1,333,081.62
0066 CRTC MALE CCF						
0066 11010		0066				
CASH	803,411.96		9,911.22	152,122.04	-142,210.82	661,201.14
TOTALS FOR FUND 0066						
CRTC MALE CCF	803,411.96		9,911.22	152,122.04	-142,210.82	661,201.14
0069 SUBSTANCE ABUSE CASELOAD						
0069 11010		0069				
CASH	57,217.38		21.26	17,868.34	-17,847.08	39,370.30
TOTALS FOR FUND 0069						
SUBSTANCE ABUSE CASELOAD	57,217.38		21.26	17,868.34	-17,847.08	39,370.30
0071 STATE & MUNICIPAL FEES						
0071 11010		0071				
CASH	15,261.17		12,902.64	6,162.06	6,740.58	22,001.75
TOTALS FOR FUND 0071						
STATE & MUNICIPAL FEES	15,261.17		12,902.64	6,162.06	6,740.58	22,001.75
0072 CRIMINAL STATE FEES						
0072 11010		0072				
CASH	213,007.02		68,595.86	208,716.68	-140,120.82	72,886.20
TOTALS FOR FUND 0072						
CRIMINAL STATE FEES	213,007.02		68,595.86	208,716.68	-140,120.82	72,886.20
0073 GRAFFITI ERADICATION						
0073 11010		0073				
CASH	636.90		.29	.00	.29	637.19

//

TOM GREEN COUNTY



ACCOUNT SUMMARY TRIAL BALANCE FOR FY22/JAN TO JAN

FUND 0077

ACCOUNT NAME	BEG. BALANCE	ORG	DEBITS	CREDITS	NET CHANGE	END BALANCE
TOTALS FOR FUND 0073						
GRAFFITI ERADICATION	636.90		.29	.00	.29	637.19
0077 UNCLAIMED PROPERTY FUND						
0077 11010		0077				
CASH	27,668.91		198.32	12.49	185.83	27,854.74
TOTALS FOR FUND 0077						
UNCLAIMED PROPERTY FUND	27,668.91		198.32	12.49	185.83	27,854.74
0078 BAIL BOND COLLATERAL						
0078 11010		0078				
CASH	500.00		25,000.04	.04	25,000.00	25,500.00
TOTALS FOR FUND 0078						
BAIL BOND COLLATERAL	500.00		25,000.04	.04	25,000.00	25,500.00
0082 JUDICIAL EFFICIENCY						
0082 11010		0082				
CASH	37,591.79		2,401.28	114.10	2,287.18	39,878.97
TOTALS FOR FUND 0082						
JUDICIAL EFFICIENCY	37,591.79		2,401.28	114.10	2,287.18	39,878.97
0085 JUSTICE COURT SUPPORT FUND						
0085 11010		0085				
CASH	-821.55		.00	234.10	-234.10	-1,055.65
TOTALS FOR FUND 0085						
JUSTICE COURT SUPPORT FUND	-821.55		.00	234.10	-234.10	-1,055.65
0089 COB INTEREST & SINKING						
0089 11010		0089				
CASH	1,616,831.30		2,751,473.93	3,601,031.25	-849,557.32	767,273.98
TOTALS FOR FUND 0089						
COB INTEREST & SINKING	1,616,831.30		2,751,473.93	3,601,031.25	-849,557.32	767,273.98
0095 PAYROLL						
0095 11010		0095				
CASH	9,272.04		4,489,151.80	4,493,842.27	-4,690.47	4,581.57
TOTALS FOR FUND 0095						
PAYROLL	9,272.04		4,489,151.80	4,493,842.27	-4,690.47	4,581.57
0097 SHERIFF LEOSE						
0097 11010		0097				
CASH	30,639.90		13.80	2,175.00	-2,161.20	28,478.70

12

TOM GREEN COUNTY



ACCOUNT SUMMARY TRIAL BALANCE FOR FY22/JAN TO JAN

FUND 0098

ACCOUNT NAME	BEG. BALANCE	ORG	DEBITS	CREDITS	NET CHANGE	END BALANCE
TOTALS FOR FUND 0097						
SHERIFF LEOSE	30,639.90		13.80	2,175.00	-2,161.20	28,478.70
0098 CHILD RESTRAINT STATE FEE						
0098 11010		0098				
CASH	792.30		391.71	1.21	390.50	1,182.80
TOTALS FOR FUND 0098						
CHILD RESTRAINT STATE FEE	792.30		391.71	1.21	390.50	1,182.80
0100 COUNTY ATTORNEY LEOSE						
0100 11010		0100				
CASH	556.77		.25	.00	.25	557.02
TOTALS FOR FUND 0100						
COUNTY ATTORNEY LEOSE	556.77		.25	.00	.25	557.02
0102 CONSTABLE #1 LEOSE						
0102 11010		0102				
CASH	3,448.03		1.55	.00	1.55	3,449.58
TOTALS FOR FUND 0102						
CONSTABLE #1 LEOSE	3,448.03		1.55	.00	1.55	3,449.58
0103 CONSTABLE #2 LEOSE						
0103 11010		0103				
CASH	8,388.86		3.78	.00	3.78	8,392.64
TOTALS FOR FUND 0103						
CONSTABLE #2 LEOSE	8,388.86		3.78	.00	3.78	8,392.64
0104 CONSTABLE #3 LEOSE						
0104 11010		0104				
CASH	3,620.04		1.63	.00	1.63	3,621.67
TOTALS FOR FUND 0104						
CONSTABLE #3 LEOSE	3,620.04		1.63	.00	1.63	3,621.67
0105 CONSTABLE #4 LEOSE						
0105 11010		0105				
CASH	1,874.29		.84	75.00	-74.16	1,800.13
TOTALS FOR FUND 0105						
CONSTABLE #4 LEOSE	1,874.29		.84	75.00	-74.16	1,800.13
0109 MHI SPEC NEEDS OFFENDER						
0109 11010		0109				
CASH	30,363.41		11.59	511.59	-500.00	29,863.41

TOM GREEN COUNTY



ACCOUNT SUMMARY TRIAL BALANCE FOR FY22/JAN TO JAN

FUND 0110

ACCOUNT ACCOUNT NAME	BEG. BALANCE	ORG	DEBITS	CREDITS	NET CHANGE	END BALANCE
TOTALS FOR FUND 0109						
MHI SPEC NEEDS OFFENDER	30,363.41		11.59	511.59	-500.00	29,863.41
0110 JUVENILE DEFERRED PROCESSING						
0110 11010		0110				
CASH	43,108.11		234.27	.00	234.27	43,342.38
TOTALS FOR FUND 0110						
JUVENILE DEFERRED PROCESSING	43,108.11		234.27	.00	234.27	43,342.38
0111 EXCESS CONTRIBUTIONS						
0111 11010		0111				
CASH	21,730.05		8.55	.00	8.55	21,738.60
TOTALS FOR FUND 0111						
EXCESS CONTRIBUTIONS	21,730.05		8.55	.00	8.55	21,738.60
0112 JUVENILE RESTITUTION						
0112 11010		0112				
CASH	.00		50.16	50.16	.00	.00
TOTALS FOR FUND 0112						
JUVENILE RESTITUTION	.00		50.16	50.16	.00	.00
0114 CHILD SAFETY FEE COUNTY SHARE						
0114 11010		0114				
CASH	36,955.74		1,654.03	.00	1,654.03	38,609.77
TOTALS FOR FUND 0114						
CHILD SAFETY FEE COUNTY SHARE	36,955.74		1,654.03	.00	1,654.03	38,609.77
0116 CRTC FEMALE CCF						
0116 11010		0116				
CASH	1,089,517.71		8,445.61	178,826.05	-170,380.44	919,137.27
TOTALS FOR FUND 0116						
CRTC FEMALE CCF	1,089,517.71		8,445.61	178,826.05	-170,380.44	919,137.27
0117 JUVENILE UNCLAIMED RESTITUTION						
0117 11010		0117				
CASH	5,081.53		2.45	.00	2.45	5,083.98
TOTALS FOR FUND 0117						
JUVENILE UNCLAIMED RESTITUTION	5,081.53		2.45	.00	2.45	5,083.98
0120 2018 COB CAPITAL PROJECTS						
0120 11010		0120				
CASH	134,691.35		500,148.92	377,914.73	122,234.19	256,925.54

14

TOM GREEN COUNTY



ACCOUNT SUMMARY TRIAL BALANCE FOR FY22/JAN TO JAN

FUND 0125

ACCOUNT NAME	BEG. BALANCE	ORG	DEBITS	CREDITS	NET CHANGE	END BALANCE
TOTALS FOR FUND 0120						
2018 COB CAPITAL PROJECTS	134,691.35		500,148.92	377,914.73	122,234.19	256,925.54
0125 TGC BENEFITS TRUST						
0125 11010		0125				
CASH	.00		426,646.84	425,855.36	791.48	791.48
TOTALS FOR FUND 0125						
TGC BENEFITS TRUST	.00		426,646.84	425,855.36	791.48	791.48
0150 COMMUNITY RE-ENRICHMENT WORK						
0150 11010		0150				
CASH	19,188.78		8.37	8,166.88	-8,158.51	11,030.27
TOTALS FOR FUND 0150						
COMMUNITY RE-ENRICHMENT WORK	19,188.78		8.37	8,166.88	-8,158.51	11,030.27
0155 DOMESTIC VIOLENCE CASELOAD						
0155 11010		0155				
CASH	29,347.25		9.33	3,484.18	-3,474.85	25,872.40
TOTALS FOR FUND 0155						
DOMESTIC VIOLENCE CASELOAD	29,347.25		9.33	3,484.18	-3,474.85	25,872.40
0156 SEX OFFENDER COUNSELING						
0156 11010		0156				
CASH	20,868.29		2,440.63	9,502.43	-7,061.80	13,806.49
TOTALS FOR FUND 0156						
SEX OFFENDER COUNSELING	20,868.29		2,440.63	9,502.43	-7,061.80	13,806.49
0157 PRETRIAL DIVERSION PROGRAM						
0157 11010		0157				
CASH	53,725.57		20.19	2,003.05	-1,982.86	51,742.71
TOTALS FOR FUND 0157						
PRETRIAL DIVERSION PROGRAM	53,725.57		20.19	2,003.05	-1,982.86	51,742.71
0401 SHERIFF FORFEITURE						
0401 11010		0401				
CASH	195,968.36		14,247.71	14,168.40	79.31	196,047.67
TOTALS FOR FUND 0401						
SHERIFF FORFEITURE	195,968.36		14,247.71	14,168.40	79.31	196,047.67
0500 STATE AID REGIONAL						
0500 11010		0500				
CASH	.00		119,657.48	119,657.48	.00	.00

15

TOM GREEN COUNTY



ACCOUNT SUMMARY TRIAL BALANCE FOR FY22/JAN TO JAN

FUND 0503

ACCOUNT ACCOUNT NAME	BEG. BALANCE	ORG	DEBITS	CREDITS	NET CHANGE	END BALANCE
TOTALS FOR FUND 0500						
STATE AID REGIONAL	.00		119,657.48	119,657.48	.00	.00
0503 COMM CORRECTIONS LOCAL						
0503 11010		0503				
CASH	88,751.90		24,831.73	1,679.32	23,152.41	111,904.31
TOTALS FOR FUND 0503						
COMM CORRECTIONS LOCAL	88,751.90		24,831.73	1,679.32	23,152.41	111,904.31
0504 TITLE IV E REGIONAL						
0504 11010		0504				
CASH	147,819.59		61.30	61.30	.00	147,819.59
TOTALS FOR FUND 0504						
TITLE IV E REGIONAL	147,819.59		61.30	61.30	.00	147,819.59
0508 TYC REGIONAL						
0508 11010		0508				
CASH	14,115.03		5.86	5.86	.00	14,115.03
TOTALS FOR FUND 0508						
TYC REGIONAL	14,115.03		5.86	5.86	.00	14,115.03
0509 PRIOR YR INTEREST REGIONAL						
0509 11010		0509				
CASH	12,000.98		59.97	.00	59.97	12,060.95
TOTALS FOR FUND 0509						
PRIOR YR INTEREST REGIONAL	12,000.98		59.97	.00	59.97	12,060.95
0517 TITLE IV E INT COKE						
0517 11010		0517				
CASH	9,883.87		61.30	.00	61.30	9,945.17
TOTALS FOR FUND 0517						
TITLE IV E INT COKE	9,883.87		61.30	.00	61.30	9,945.17
0541 TGC DIVERSION GRANT						
0541 11010		0541				
CASH	.00		.00	.00	.00	.00
TOTALS FOR FUND 0541						
TGC DIVERSION GRANT	.00		.00	.00	.00	.00
0560 BASIC PROBATION SERVICES-REG						
0560 11010		0560				
CASH	21,391.30		8,805.08	7,553.21	1,251.87	22,643.17

16

TOM GREEN COUNTY



ACCOUNT SUMMARY TRIAL BALANCE FOR FY22/JAN TO JAN

FUND 0561

ACCOUNT ACCOUNT NAME	BEG. BALANCE	ORG	DEBITS	CREDITS	NET CHANGE	END BALANCE
TOTALS FOR FUND 0560						
BASIC PROBATION SERVICES-REG	21,391.30		8,805.08	7,553.21	1,251.87	22,643.17
0561 COMMUNITY PROGRAMS-REGIONAL						
0561 11010 CASH	8,465.07	0561	3,580.30	3,323.79	256.51	8,721.58
TOTALS FOR FUND 0561						
COMMUNITY PROGRAMS-REGIONAL	8,465.07		3,580.30	3,323.79	256.51	8,721.58
0562 PRE & POST ADJUDICATION - REG						
0562 11010 CASH	-17,641.76	0562	2,678.00	4,270.77	-1,592.77	-19,234.53
TOTALS FOR FUND 0562						
PRE & POST ADJUDICATION - REG	-17,641.76		2,678.00	4,270.77	-1,592.77	-19,234.53
0563 COMMITMENT DIVERSION - REG						
0563 11010 CASH	2,217.00	0563	443.59	.59	443.00	2,660.00
TOTALS FOR FUND 0563						
COMMITMENT DIVERSION - REG	2,217.00		443.59	.59	443.00	2,660.00
0564 MENTAL HEALTH SERVICES - REG						
0564 11010 CASH	1,106.71	0564	933.41	872.12	61.29	1,168.00
TOTALS FOR FUND 0564						
MENTAL HEALTH SERVICES - REG	1,106.71		933.41	872.12	61.29	1,168.00
0570 BASIC PROBATION SUPERVISION						
0570 11010 CASH	13,247.26	0570	8,644.26	7,074.42	1,569.84	14,817.10
TOTALS FOR FUND 0570						
BASIC PROBATION SUPERVISION	13,247.26		8,644.26	7,074.42	1,569.84	14,817.10
0571 COMMUNITY PROGRAMS						
0571 11010 CASH	26,932.81	0571	18,467.31	17,550.83	916.48	27,849.29
TOTALS FOR FUND 0571						
COMMUNITY PROGRAMS	26,932.81		18,467.31	17,550.83	916.48	27,849.29
0572 PRE & POST ADJUDICATION						
0572 11010 CASH	148,739.60	0572	34,194.25	11,418.70	22,775.55	171,515.15

17

TOM GREEN COUNTY



ACCOUNT SUMMARY TRIAL BALANCE FOR FY22/JAN TO JAN

FUND 0573

ACCOUNT ACCOUNT NAME	BEG. BALANCE	ORG	DEBITS	CREDITS	NET CHANGE	END BALANCE
TOTALS FOR FUND 0572						
PRE & POST ADJUDICATION	148,739.60		34,194.25	11,418.70	22,775.55	171,515.15
0573 COMMITMENT DIVERSION						
0573 11010		0573				
CASH	-3,385.88		1,379.11	.11	1,379.00	-2,006.88
TOTALS FOR FUND 0573						
COMMITMENT DIVERSION	-3,385.88		1,379.11	.11	1,379.00	-2,006.88
0574 MENTAL HEALTH SERVICES						
0574 11010		0574				
CASH	12,423.86		4,994.72	3,401.97	1,592.75	14,016.61
TOTALS FOR FUND 0574						
MENTAL HEALTH SERVICES	12,423.86		4,994.72	3,401.97	1,592.75	14,016.61
0582 TYC TGC PAROLE SERVICES						
0582 11010		0582				
CASH	40,229.55		1,368.53	16.53	1,352.00	41,581.55
TOTALS FOR FUND 0582						
TYC TGC PAROLE SERVICES	40,229.55		1,368.53	16.53	1,352.00	41,581.55
0583 TITLE IV E TGC						
0583 11010		0583				
CASH	1,217,962.39		507.58	1,727.50	-1,219.92	1,216,742.47
TOTALS FOR FUND 0583						
TITLE IV E TGC	1,217,962.39		507.58	1,727.50	-1,219.92	1,216,742.47
0595 SPECIAL NEEDS DIVERSIONARY PRM						
0595 11010		0595				
CASH	3,148.76		2,663.13	2,493.26	169.87	3,318.63
TOTALS FOR FUND 0595						
SPECIAL NEEDS DIVERSIONARY PRM	3,148.76		2,663.13	2,493.26	169.87	3,318.63
0596 PIDPP - GRANT "S"						
0596 11010		0596				
CASH	20,020.65		6,099.32	6,969.87	-870.55	19,150.10
TOTALS FOR FUND 0596						
PIDPP - GRANT "S"	20,020.65		6,099.32	6,969.87	-870.55	19,150.10
0597 TITLE IV E INT TGC						
0597 11010		0597				
CASH	60,190.49		507.58	.00	507.58	60,698.07

18

ACCOUNT SUMMARY TRIAL BALANCE FOR FY22/JAN TO JAN

FUND 0599

ACCOUNT ACCOUNT NAME	BEG. BALANCE	ORG	DEBITS	CREDITS	NET CHANGE	END BALANCE
TOTALS FOR FUND 0597						
TITLE IV E INT TGC	60,190.49		507.58	.00	507.58	60,698.07
0599 PRIOR YR INTEREST TGC						
0599 11010		0599				
CASH	7,227.75		86.66	.00	86.66	7,314.41
TOTALS FOR FUND 0599						
PRIOR YR INTEREST TGC	7,227.75		86.66	.00	86.66	7,314.41
0600 REIM FOR MANDATED FUNDING						
0600 11010		0600				
CASH	-1,661.87		3,699.34	8,087.59	-4,388.25	-6,050.12
TOTALS FOR FUND 0600						
REIM FOR MANDATED FUNDING	-1,661.87		3,699.34	8,087.59	-4,388.25	-6,050.12
0613 DISTRICT ATTY GRANTS						
0613 11010		0613				
CASH	-17,323.10		11,598.68	6,474.75	5,123.93	-12,199.17
TOTALS FOR FUND 0613						
DISTRICT ATTY GRANTS	-17,323.10		11,598.68	6,474.75	5,123.93	-12,199.17
0622 CONCHO VALLEY PUBLIC DEFENDER						
0622 11010		0622				
CASH	-15,490.86		2,828.64	37,893.05	-35,064.41	-50,555.27
TOTALS FOR FUND 0622						
CONCHO VALLEY PUBLIC DEFENDER	-15,490.86		2,828.64	37,893.05	-35,064.41	-50,555.27
0625 COUNTY ATTY GRANTS						
0625 11010		0625				
CASH	-8,029.50		3,318.09	3,374.29	-56.20	-8,085.70
TOTALS FOR FUND 0625						
COUNTY ATTY GRANTS	-8,029.50		3,318.09	3,374.29	-56.20	-8,085.70
0654 SHERIFF GRANTS						
0654 11010		0654				
CASH	-672.95		.00	2,261.38	-2,261.38	-2,934.33
TOTALS FOR FUND 0654						
SHERIFF GRANTS	-672.95		.00	2,261.38	-2,261.38	-2,934.33
0665 ADULT PROBATION GRANTS						
0665 11010		0665				
CASH	-7,320.20		7,320.20	.00	7,320.20	.00

19

ACCOUNT SUMMARY TRIAL BALANCE FOR FY22/JAN TO JAN

FUND 0699

ACCOUNT ACCOUNT NAME	BEG. BALANCE	ORG	DEBITS	CREDITS	NET CHANGE	END BALANCE
TOTALS FOR FUND 0665						
ADULT PROBATION GRANTS	-7,320.20		7,320.20	.00	7,320.20	.00
0699 BLOCK GRANTS						
0699 11010 CASH	676,340.67	0699	51,203.67	345,447.73	-294,244.06	382,096.61
TOTALS FOR FUND 0699						
BLOCK GRANTS	676,340.67		51,203.67	345,447.73	-294,244.06	382,096.61
REPORT TOTALS	23,265,235.61		30,194,083.70	29,340,902.52	853,181.18	24,118,416.79
** END OF REPORT - Generated by ADAM NUNEZ **						

TOM GREEN COUNTY



ACCOUNT SUMMARY TRIAL BALANCE FOR FY22/JAN TO JAN

FUND 0001

ACCOUNT ACCOUNT NAME	BEG. BALANCE	ORG	DEBITS	CREDITS	NET CHANGE	END BALANCE
0001 11513 CERTIFICATE OF DEPOSITS	3,934,496.07	0001	783.45	383.49	399.96	3,934,896.03
0001 11515 TEXAS CLASS	10,842,848.40	0001	7,502,485.73	31.01	7,502,454.72	18,345,303.12
0001 11517 TEXPOOL INVESTMENTS	5,252,005.57	0001	489.44	.00	489.44	5,252,495.01
0001 11518 TEXPOOL PRIME INVESTMENTS	5,254,795.61	0001	1,513.72	.00	1,513.72	5,256,309.33
TOTALS FOR FUND 0001						
GENERAL FUND	25,284,145.65		7,505,272.34	414.50	7,504,857.84	32,789,003.49
0078 BAIL BOND COLLATERAL						
0078 11513 CERTIFICATE OF DEPOSITS	460,000.00	0078	.00	.00	.00	460,000.00
0078 11515 CLEAR TEXAS CLASS	175,000.00	0078	24.50	.00	24.50	175,024.50
0078 11515 JENKI TEXAS CLASS	20,000.00	0078	2.79	.00	2.79	20,002.79
0078 11515 QUICK TEXAS CLASS	27,000.00	0078	3.72	.00	3.72	27,003.72
TOTALS FOR FUND 0078						
BAIL BOND COLLATERAL	682,000.00		31.01	.00	31.01	682,031.01
0120 2018 COB CAPITAL PROJECTS						
0120 11515 TEXAS CLASS	894,759.84	0120	149.12	500,000.00	-499,850.88	394,908.96
TOTALS FOR FUND 0120						
2018 COB CAPITAL PROJECTS	894,759.84		149.12	500,000.00	-499,850.88	394,908.96
0699 BLOCK GRANTS						
0699 11515 21011 TEXAS CLASS	6,578,114.65	0699	.00	.00	.00	6,578,114.65
0699 11518 21011 TEXPOOL PRIME INVESTMENTS	3,000,435.47	0699	.00	.00	.00	3,000,435.47
TOTALS FOR FUND 0699						
BLOCK GRANTS	9,578,550.12		.00	.00	.00	9,578,550.12
REPORT TOTALS	36,439,455.61		7,505,452.47	500,414.50	7,005,037.97	43,444,493.58

** END OF REPORT - Generated by ADAM NUNEZ **

21

Interest Earned

Bank Service Charge

Credit Card Balance

Electronic Filing Balance

Wells Fargo (Oper)

Texas Class (Annual Yield)

Interest Earned (Posted)	Interest Rate (Posted)	Interest Variance (Posted)	Fiscal	Interest Earned	Interest Rate	Interest Variance
\$ 1,216.36	0.1600%		Oct-21	\$ 715.33	0.0435%	
\$ 1,014.08	0.1600%	0.0000%	Nov-21	\$ 811.35	0.0539%	0.0104%
\$ 1,308.43	0.1600%	0.0000%	Dec-21	\$ 1,077.16	0.0692%	0.0153%
\$ 1,781.44	0.1600%	0.0000%	Jan-22	\$ 1,775.19	0.0965%	0.0273%
\$ -	0.0000%	0.0000%	Feb-22	\$ -	0.0000%	0.0000%
\$ -	0.0000%	0.0000%	Mar-22	\$ -	0.0000%	0.0000%
\$ -	0.0000%	0.0000%	Apr-22	\$ -	0.0000%	0.0000%
\$ -	0.0000%	0.0000%	May-22	\$ -	0.0000%	0.0000%
\$ -	0.0000%	0.0000%	Jun-22	\$ -	0.0000%	0.0000%
\$ -	0.0000%	0.0000%	Jul-22	\$ -	0.0000%	0.0000%
\$ -	0.0000%	0.0000%	Aug-22	\$ -	0.0000%	0.0000%
\$ -	0.0000%	0.0000%	Sep-22	\$ -	0.0000%	0.0000%
\$ 5,320.31	0.1600%		TTD	\$ 4,379.03	0.0658%	

* Wells Fargo Interest is only for the OPER Account - the Munis detail will include all bank accounts

Texpool (Avg Monthly Rate)

Texpool Prime (Avg Mthly Rate)

Interest Earned	Interest Rate	Interest Variance	Fiscal	Interest Earned	Interest Rate	Interest Variance
\$ 157.81	0.0353%		Oct-21	\$ 431.23	0.0615%	
\$ 164.08	0.0381%	0.0028%	Nov-21	\$ 448.91	0.0663%	0.0048%
\$ 167.55	0.0376%	-0.0005%	Dec-21	\$ 633.58	0.0904%	0.0241%
\$ 167.57	0.0376%	0.0000%	Jan-22	\$ 684.14	0.0975%	0.0071%
\$ -	0.0000%	0.0000%	Feb-22	\$ -	0.0000%	0.0000%
\$ -	0.0000%	0.0000%	Mar-22	\$ -	0.0000%	0.0000%
\$ -	0.0000%	0.0000%	Apr-22	\$ -	0.0000%	0.0000%
\$ -	0.0000%	0.0000%	May-22	\$ -	0.0000%	0.0000%
\$ -	0.0000%	0.0000%	Jun-22	\$ -	0.0000%	0.0000%
\$ -	0.0000%	0.0000%	Jul-22	\$ -	0.0000%	0.0000%
\$ -	0.0000%	0.0000%	Aug-22	\$ -	0.0000%	0.0000%
\$ -	0.0000%	0.0000%	Sep-22	\$ -	0.0000%	0.0000%
\$ 657.01	0.0372%		TTD	\$ 2,197.86	0.0789%	

02/17/2022
10:18:12

TOM GREEN COUNTY
INTEREST

PAGE 1
g1flxrpt

FROM 2022 01 TO 2022 13

	ORIGINAL APPROP	TRANFRS/ ADJSTMTS	REVISED BUDGET	ACTUALS	ENCUMBRANCES	AVAILABLE BUDGET	PCT USED
43701 DEPOSITORY INTEREST	22,655	0	22,655	11,557.37	.00	11,097.63	51.0%
TOTAL REVENUES	22,655	0	22,655	11,557.37	.00	11,097.63	
43702 TX CLASS ASSET SECURITY INT	0	0	0	.00	.00	.00	.0%
43703 CERTIFICATE OF DEPOSIT INTERES	30,000	0	30,000	4,181.24	.00	25,818.76	13.9%
TOTAL REVENUES	30,000	0	30,000	4,181.24	.00	25,818.76	
43705 TEXAS CLASS INTEREST	23,900	0	23,900	4,379.03	.00	19,520.97	18.3%
TOTAL REVENUES	23,900	0	23,900	4,379.03	.00	19,520.97	
43707 TEXPOOL INTEREST	5,000	0	5,000	657.01	.00	4,342.99	13.1%
TOTAL REVENUES	5,000	0	5,000	657.01	.00	4,342.99	
43708 TEXPOOL PRIME INTEREST	3,500	0	3,500	2,197.86	.00	1,302.14	62.8%
TOTAL REVENUES	3,500	0	3,500	2,197.86	.00	1,302.14	
43711 GAIN ON INVESTMENT	0	0	0	.00	.00	.00	.0%
43712 MINERAL INTEREST	500	0	500	.00	.00	500.00	.0%
TOTAL REVENUES	500	0	500	.00	.00	500.00	
GRAND TOTAL	85,555	0	85,555	22,972.51	.00	62,582.49	26.9%

02/17/2022
10:43:04

TOM GREEN COUNTY
BANK SERVICE CHARGES

PAGE 1
glflxrpt

FROM 2022 01 TO 2022 13

	ORIGINAL APPROP	TRANFRS/ ADJSTMTS	REVISED BUDGET	ACTUALS	ENCUMBRANCES	AVAILABLE BUDGET	PCT USED
70444 BANK SVC CHARGES	40,000	0	40,000	9,317.14	.00	30,682.86	23.3%
TOTAL EXPENSES	40,000	0	40,000	9,317.14	.00	30,682.86	
GRAND TOTAL	40,000	0	40,000	9,317.14	.00	30,682.86	23.3%

TOM GREEN COUNTY



ACCOUNT SUMMARY TRIAL BALANCE FOR FY22/JAN TO JAN

FUND 0001

ACCOUNT ACCOUNT NAME	BEG. BALANCE	ORG	DEBITS	CREDITS	NET CHANGE	END BALANCE
0001 11703 COUNTY CLERK CREDIT CARD	2,221.98	0001	45,797.00	37,390.00	8,407.00	10,628.98
0001 11714 DISTRICT CLERK CREDIT CARD	-541.28	0001	22,071.50	17,210.00	4,861.50	4,320.22
0001 11715 JP1 CREDIT CARD CLEARING ACCT	1,050.10	0001	13,825.01	13,422.90	402.11	1,452.21
0001 11716 JP2 CREDIT CARD CLEARING ACCT	-4,056.64	0001	71,501.61	54,831.27	16,670.34	12,613.70
0001 11717 JP3 CREDIT CARD CLEARING ACCT	518.40	0001	17,693.63	15,982.40	1,711.23	2,229.63
0001 11718 JP4 CREDIT CARD CLEARING ACCT	816.79	0001	7,870.00	6,368.00	1,502.00	2,318.79
0001 11723 COUNTY CLERK EFILE ACCOUNT	938.00	0001	16,671.00	14,196.00	2,475.00	3,413.00
0001 11724 DISTRICT CLERK EFILE ACCOUNT	1,393.00	0001	14,773.00	13,478.00	1,295.00	2,688.00
0001 11725 JP#1 EFILE ACCOUNT	5.00	0001	.00	.00	.00	5.00
0001 11726 JP#2 EFILE ACCOUNT	5.00	0001	.00	.00	.00	5.00
0001 11727 JP#3 EFILE ACCOUNT	5.00	0001	.00	.00	.00	5.00
0001 11728 JP#4 EFILE ACCOUNT	5.00	0001	429.00	297.00	132.00	137.00
0001 11750 ACH/WIRE BANK ACCOUNT IRS	-57.00	0001	124.00	62.00	62.00	5.00
0001 11780 LIBRARY CREDIT CARD CLEARING	97.80	00010360	2,359.14	1,917.09	442.05	539.85
00010360 11733 RESEARCH TX CLEARING - CC	5.00	00010360	6.40	6.40	.00	5.00
00010360 11734 RESEARCH TX CLEARING - DC	5.00	00010360	30.00	30.00	.00	5.00
TOTALS FOR FUND 0001						
GENERAL FUND	2,411.15		213,151.29	175,191.06	37,960.23	40,371.38
REPORT TOTALS	2,411.15		213,151.29	175,191.06	37,960.23	40,371.38

** END OF REPORT - Generated by ADAM NUNEZ **

Bond Indebtedness

Tax Notes

Certificate of Obligation Series 2015	42,040,000.00
Certificate of Obligation Series 2017	8,030,000.00
Certificate of Obligation Series 2018	7,010,000.00

*Principal paid annually, February 1st

TOM GREEN COUNTY INDEBTEDNESS

January 2022 Ending Balance

TOM GREEN COUNTY INDEBTEDNESS

15 Certificate of Obligation

FUND 089 CERTIFICATE OF OBLIGATION SERIES 2015

3.54075300% (Net Eff Int Rate - Texas Vernon's)

ORIGINAL DEBT ISSUED \$50,000,000.00

PREVIOUS BALANCE OUTSTANDING	PRINCIPAL PAYMENT DUE	CURRENT BALANCE OUTSTANDING	SCHEDULED DUE DATE	
50,000,000.00	\$0.00	50,000,000.00	01-Feb-16	
50,000,000.00	\$0.00	50,000,000.00	01-Feb-17	
50,000,000.00	\$1,365,000.00	48,635,000.00	01-Feb-18	<u>PAID</u>
48,635,000.00	\$1,525,000.00	47,110,000.00	01-Feb-19	<u>PAID</u>
47,110,000.00	\$1,605,000.00	45,505,000.00	01-Feb-20	<u>PAID</u>
45,505,000.00	\$1,690,000.00	43,815,000.00	01-Feb-21	<u>PAID</u>
43,815,000.00	\$1,775,000.00	42,040,000.00	01-Feb-22	<u>PAID</u>
42,040,000.00	\$1,865,000.00	40,175,000.00	01-Feb-23	
40,175,000.00	\$1,940,000.00	38,235,000.00	01-Feb-24	
38,235,000.00	\$2,020,000.00	36,215,000.00	01-Feb-25	
36,215,000.00	\$2,125,000.00	34,090,000.00	01-Feb-26	
34,090,000.00	\$2,235,000.00	31,855,000.00	01-Feb-27	
31,855,000.00	\$2,325,000.00	29,530,000.00	01-Feb-28	
29,530,000.00	\$2,420,000.00	27,110,000.00	01-Feb-29	
27,110,000.00	\$2,520,000.00	24,590,000.00	01-Feb-30	
24,590,000.00	\$2,630,000.00	21,960,000.00	01-Feb-31	
21,960,000.00	\$2,765,000.00	19,195,000.00	01-Feb-32	
19,195,000.00	\$2,880,000.00	16,315,000.00	01-Feb-33	
16,315,000.00	\$2,995,000.00	13,320,000.00	01-Feb-34	
13,320,000.00	\$3,130,000.00	10,190,000.00	01-Feb-35	
10,190,000.00	\$3,270,000.00	6,920,000.00	01-Feb-36	
6,920,000.00	\$3,395,000.00	3,525,000.00	01-Feb-37	
3,525,000.00	\$3,525,000.00	0.00	01-Feb-38	

* PRINCIPAL PAYMENTS DUE ANNUALLY ON THE 1st DAY OF FEBRUARY ACTUALLY PAID EVERY JANUARY

** INTEREST PAYMENTS ARE DUE SEMI-ANNUALLY ON THE 1st DAY OF FEBRUARY AND AUGUST

TOM GREEN COUNTY INDEBTEDNESS

January 2022 Ending Balance

FUND 089 COMBINATION TAX & LIMITED SURPLUS REVENUE CERTIFICATES OF OBLIGATION ,SERIES 2017

Cusip Prefix 889642

PREVIOUS BALANCE OUTSTANDING	PRINCIPAL PAYMENT DUE	CURRENT BALANCE OUTSTANDING	SCHEDULED DUE DATE	
9,515,000.00	\$0.00	9,515,000.00	01-Feb-17	
9,515,000.00	\$170,000.00	9,345,000.00	01-Feb-18	GJ7 <u>PAID</u>
9,345,000.00	\$305,000.00	9,040,000.00	01-Feb-19	GK4 <u>PAID</u>
9,040,000.00	\$310,000.00	8,730,000.00	01-Feb-20	GL2 <u>PAID</u>
8,730,000.00	\$345,000.00	8,385,000.00	01-Feb-21	GM0 <u>PAID</u>
8,385,000.00	\$355,000.00	8,030,000.00	01-Feb-22	GN8 <u>PAID</u>
8,030,000.00	\$365,000.00	7,665,000.00	01-Feb-23	GP3
7,665,000.00	\$380,000.00	7,285,000.00	01-Feb-24	GQ1
7,285,000.00	\$395,000.00	6,890,000.00	01-Feb-25	GR9
6,890,000.00	\$415,000.00	6,475,000.00	01-Feb-26	GS7
6,475,000.00	\$430,000.00	6,045,000.00	01-Feb-27	GT5
6,045,000.00	\$445,000.00	5,600,000.00	01-Feb-28	GU2
5,600,000.00	\$500,000.00	5,100,000.00	01-Feb-29	GV0
5,100,000.00	\$510,000.00	4,590,000.00	01-Feb-30	GV0
4,590,000.00	\$525,000.00	4,065,000.00	01-Feb-31	GV0
4,065,000.00	\$540,000.00	3,525,000.00	01-Feb-32	GV0
3,525,000.00	\$555,000.00	2,970,000.00	01-Feb-33	GV0
2,970,000.00	\$570,000.00	2,400,000.00	01-Feb-34	GV0
2,400,000.00	\$585,000.00	1,815,000.00	01-Feb-35	GV0
1,815,000.00	\$600,000.00	1,215,000.00	01-Feb-36	GV0
1,215,000.00	\$615,000.00	600,000.00	01-Feb-37	GV0
600,000.00	\$600,000.00	0.00	01-Feb-38	GW8

TOM GREEN COUNTY INDEBTEDNESS

January 2022 Ending Balance

FUND 089 COMBINATION TAX & LIMITED SURPLUS REVENUE CERTIFICATES OF OBLIGATION, SERIES 2018

Cusip NO. Prefix: 889642

MATURITY SCHEDULE
\$7,960,000

\$4,670,000 Serial Certificates

PREVIOUS BALANCE OUTSTANDING	PRINCIPAL AMOUNT DUE	CURRENT BALANCE OUTSTANDING	SCHEDULED DUE DATE	
7,960,000.00	\$0.00	\$7,960,000.00	1-Feb-18	
7,960,000.00	\$160,000.00	\$7,800,000.00	1-Feb-19	GX6 PAID
7,800,000.00	\$250,000.00	\$7,550,000.00	1-Feb-20	GY4 PAID
7,550,000.00	\$265,000.00	\$7,285,000.00	1-Feb-21	GZ1 PAID
7,285,000.00	\$275,000.00	\$7,010,000.00	1-Feb-22	HA5 PAID
7,010,000.00	\$290,000.00	\$6,720,000.00	1-Feb-23	HB3
6,720,000.00	\$305,000.00	\$6,415,000.00	1-Feb-24	HC1
6,415,000.00	\$320,000.00	\$6,095,000.00	1-Feb-25	HD9
6,095,000.00	\$340,000.00	\$5,755,000.00	1-Feb-26	HE7
5,755,000.00	\$355,000.00	\$5,400,000.00	1-Feb-27	HF4
5,400,000.00	\$375,000.00	\$5,025,000.00	1-Feb-28	HG2
5,025,000.00	\$390,000.00	\$4,635,000.00	1-Feb-29	HH0
4,635,000.00	\$400,000.00	\$4,235,000.00	1-Feb-30	HJ6
4,235,000.00	\$415,000.00	\$3,820,000.00	1-Feb-31	HK3
3,820,000.00	\$430,000.00	\$3,390,000.00	1-Feb-32	HK3
3,390,000.00	\$445,000.00	\$2,945,000.00	1-Feb-33	HK3
2,945,000.00	\$455,000.00	\$2,490,000.00	1-Feb-34	HK3
2,490,000.00	\$470,000.00	\$2,020,000.00	1-Feb-35	HK3
2,020,000.00	\$480,000.00	\$1,540,000.00	1-Feb-36	HK3
1,540,000.00	\$500,000.00	\$1,040,000.00	1-Feb-37	HK3
1,040,000.00	\$510,000.00	\$530,000.00	1-Feb-38	HK3
530,000.00	\$530,000.00	\$0.00	1-Feb-39	HM9

Bank Collateral

LGC Sec. 116.084. INADEQUATE SECURITY. If for any reason the county funds on deposit with the county depository exceed the amount of security pledged, the depository shall immediately pledge additional security with the commissioners court.

Acts 1987, 70th Leg., ch. 149, Sec. 1, eff. Sept. 1, 1987.



Public Funds Collateral Management Team
 333 Market St 4th Floor
 San Francisco, CA 94105-2100
 Phone: 1-877-479-6603
 publicfundscollateral@wellsfargo.com

PUBLIC FUNDS

STATEMENT PERIOD
 01/01/2022 - 01/31/2022

XNPBFMDT08 1 000116



TOM GREEN COUNTY
 DIANNA SPIEKER
 112 W BEAUREGARD AVE
 COUNTY TREASURER
 SAN ANGELO, TX 76903-5835

DAILY COLLATERAL REPORT

Date	Deposit Total	FDIC Insurance	Total Deposits Requiring Collateral	Collateral Value	Required Collateral Level	Collateral Value vs. Required Collateral
01/01/2022	31,195,800.79	1,500,000.00	29,695,800.79	37,437,287.93	32,665,380.87	4,771,907.06
01/02/2022	31,195,800.79	1,500,000.00	29,695,800.79	37,437,287.93	32,665,380.87	4,771,907.06
01/03/2022	31,176,136.69	1,500,000.00	29,676,136.69	37,417,662.74	32,643,750.36	4,773,912.38
01/04/2022	30,817,599.16	1,500,000.00	29,317,599.16	37,410,780.93	32,249,359.08	5,161,421.85
01/05/2022	33,222,689.90	1,500,000.00	31,722,689.90	37,379,315.30	34,894,958.89	2,484,356.41
01/06/2022	32,733,237.86	1,500,000.00	31,233,237.86	37,338,828.57	34,356,561.65	2,982,266.92
01/07/2022	32,840,780.55	1,500,000.00	31,340,780.55	36,009,919.64	34,474,858.61	1,535,061.04
01/08/2022	32,840,780.55	1,500,000.00	31,340,780.55	36,009,919.64	34,474,858.61	1,535,061.04
01/09/2022	32,840,780.55	1,500,000.00	31,340,780.55	36,009,919.64	34,474,858.61	1,535,061.04
01/10/2022	32,897,793.03	1,500,000.00	31,397,793.03	35,971,642.25	34,537,572.33	1,434,069.92
01/11/2022	33,001,532.44	1,500,000.00	31,501,532.44	36,090,986.11	34,651,685.68	1,439,300.43
01/12/2022	35,723,194.28	1,500,000.00	34,223,194.28	39,115,936.23	37,645,513.71	1,470,422.52
01/13/2022	35,697,989.65	1,500,000.00	34,197,989.65	39,345,244.61	37,617,788.62	1,727,456.00
01/14/2022	31,044,226.72	1,500,000.00	29,544,226.72	39,292,069.20	32,498,649.39	6,793,419.81
01/15/2022	31,044,226.72	1,500,000.00	29,544,226.72	39,292,069.20	32,498,649.39	6,793,419.81
01/16/2022	31,044,226.72	1,500,000.00	29,544,226.72	39,292,069.20	32,498,649.39	6,793,419.81
01/17/2022	31,044,226.72	1,500,000.00	29,544,226.72	39,292,069.20	32,498,649.39	6,793,419.81
01/18/2022	32,044,332.77	1,500,000.00	30,544,332.77	39,088,463.70	33,598,766.05	5,489,697.65
01/19/2022	28,441,168.38	1,500,000.00	26,941,168.38	39,148,063.55	29,635,285.22	9,512,778.33
01/20/2022	28,541,514.05	1,500,000.00	27,041,514.05	39,155,372.39	29,745,665.46	9,409,706.94
01/21/2022	31,214,437.42	1,500,000.00	29,714,437.42	35,214,883.66	32,685,881.16	2,529,002.50
01/22/2022	31,214,437.42	1,500,000.00	29,714,437.42	35,214,883.66	32,685,881.16	2,529,002.50
01/23/2022	31,214,437.42	1,500,000.00	29,714,437.42	35,214,883.66	32,685,881.16	2,529,002.50
01/24/2022	30,938,768.61	1,500,000.00	29,438,768.61	35,255,504.07	32,382,645.47	2,872,858.60
01/25/2022	30,739,481.72	1,500,000.00	29,239,481.72	35,239,079.38	32,163,429.89	3,075,649.49
01/26/2022	31,221,152.33	1,500,000.00	29,721,152.33	38,084,925.95	32,693,267.56	5,391,658.39
01/27/2022	30,859,342.13	1,500,000.00	29,359,342.13	38,112,839.30	32,295,276.34	5,817,562.96
01/28/2022	29,425,741.33	1,500,000.00	27,925,741.33	38,189,694.49	30,718,315.46	7,471,379.03
01/29/2022	29,425,741.33	1,500,000.00	27,925,741.33	38,189,694.49	30,718,315.46	7,471,379.03
01/30/2022	29,425,741.33	1,500,000.00	27,925,741.33	38,189,694.49	30,718,315.46	7,471,379.03
01/31/2022	29,323,926.47	1,500,000.00	27,823,926.47	38,187,484.21	30,606,319.12	7,581,165.09

XNPBFMDT08 000116 NNNNNNNNNNNNNNNNN 001 002 000435 22039809.1



Public Funds Collateral Management Team
 333 Market St 4th Floor
 San Francisco, CA 94105-2100
 Phone: 1-877-479-6603
 publicfundscollateral@wellsfargo.com

WELLS FARGO BANK, N.A.
PUBLIC FUNDS COLLATERAL MANAGEMENT TEAM
COLLATERAL ANALYSIS

TOM GREEN COUNTY
 DIANNA SPIEKER
 112 W BEAUREGARD AVE
 COUNTY TREASURER
 SAN ANGELO, TX 76903-5835

DATE COMPLETED: February 04, 2022
CONTRA NUMBER: PL-0001971
COLLATERAL WHEREHELD: Bank of New York Mellon

COLLATERAL ANALYSIS AS OF: January 31, 2022
COLLATERAL ACCOUNT NUMBER: WUB512

CUSIP	Description	CPN	Maturity Date	Original Face	Current Par	Market Value	Collateral Value
3138M8J53	FN AP4783 3.000% 09/01/2042	3.00	9/1/2042	49,829,713.00	11,486,009.95	11,978,116.10	11,978,116.10
3140XCFZ6	FN FM8283 3.500% 03/01/2048	3.50	3/1/2048	18,508,401.00	14,088,457.14	14,790,210.32	14,790,210.32
31418BWG7	FN MA2446 3.000%	3.00	11/1/2035	47,583,851.00	10,920,308.70	11,419,157.79	11,419,157.79
Total for Collateral Account Number: WUB512				\$115,921,965.00	\$36,494,775.79	\$38,187,484.21	\$38,187,484.21
Total for PL-0001971 :				\$115,921,965.00	\$36,494,775.79	\$38,187,484.21	\$38,187,484.21

XNPBFMTD8 000116 NNNNNNNNNNN NNN NNN 002 002 000437 22039809.1